



FISCAL YEAR 2017 ANNUAL REPORT

EXECUTIVE SUMMARY

The Bureau of Health Workforce (BHW) advances the mission of the Health Resources and Services Administration (HRSA) to improve health and achieve health equity through access to quality services, a skilled health workforce, and innovative programs. In Fiscal Year (FY) 2017, BHW increased access to quality health care, especially for underserved and vulnerable populations, by educating, distributing, and retaining a skilled health workforce.

With an annual appropriation of more than \$1.20 billion, the Bureau successfully administered 45 interconnected programs to achieve its mission: *To improve the health of underserved and vulnerable populations by strengthening the health workforce and connecting skilled professionals to communities in need.*¹

The Bureau’s efforts are driven by three priorities:

Preparing a quality, skilled workforce – emphasizing high quality care within underserved communities and focus on the recruitment, retention, and support of trainees from disadvantaged and/or underrepresented backgrounds;

Improving workforce distribution – connecting providers throughout the nation to high-need areas with limited access to care;

Advancing modern health care – serving as a catalyst to advance changes in health professions training that are responsive to the evolving needs of the health care system.

In FY 2017, BHW made more than 7,550 awards worth a total of \$1.11 billion to organizations and individuals (see **BHW FY 2017 Annual Report: Appendix A** for a full list of programs and award amounts)². Half (49%) of graduates in BHW programs are minorities and/or come from disadvantaged backgrounds.

Funding levels were nearly equal among BHW’s scholarships, loans, loan repayment programs, health professions training programs, and programs supporting graduate medical education (see Figure 1). Nearly three-quarters of funding supported programs aimed at the preparation and development of health professionals through direct training and infrastructure support. More than a quarter of funding supported programs aimed at improving the distribution of health professionals to better meet the needs of underserved populations (see Figure 2). In FY 2017, funding also supported the collection and analysis of health workforce data, which inform policies regarding health workforce supply and demand.

As of September 30, 2017, there were over 12,050 NHSC and NURSE Corps members were providing care to more than 12.3 million people in underserved areas nationwide. The Bureau also supported primary care residency programs in 59 Teaching Health Centers to help train more than 771 residents and, across all of our investments, trained 4,089 new mental and behavioral health providers. The Bureau also protected the public by sharing information with authorized health care entities and agencies about past adverse actions by health care practitioners, providers, and suppliers with a history of malpractice, fraud and abuse.

Figure 1: BHW FY 2017 Program Spending by Program Type

Total Spending = \$1.11 B

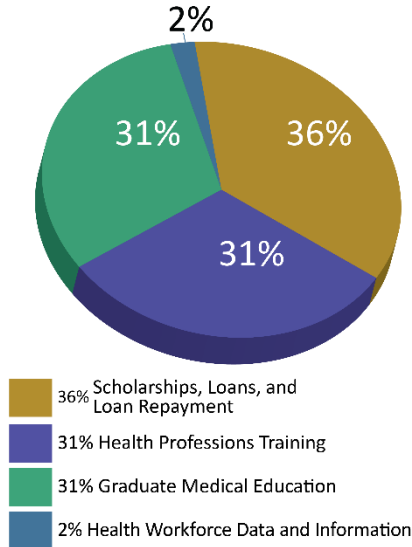
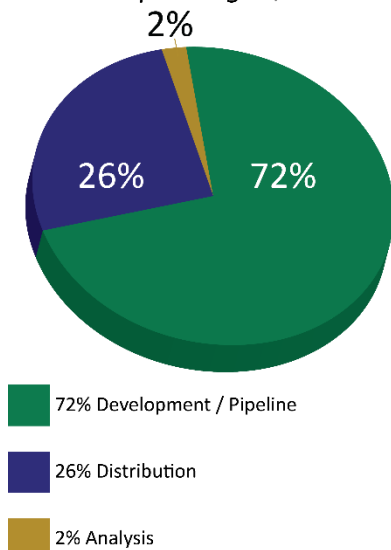


Figure 2: BHW FY 2017 Program Spending by Program Priority

Total Spending = \$1.11 B

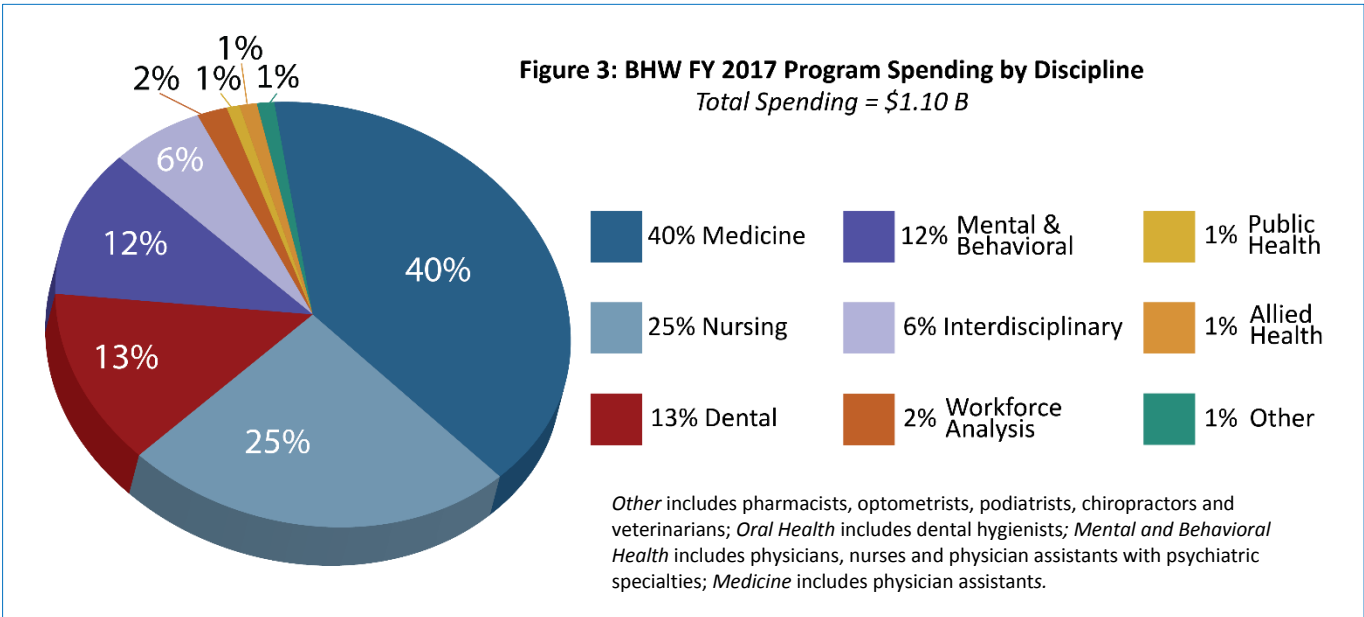


¹ Some of BHW’s programs receive funding from other bureaus or agencies or funding appropriated in previous years.

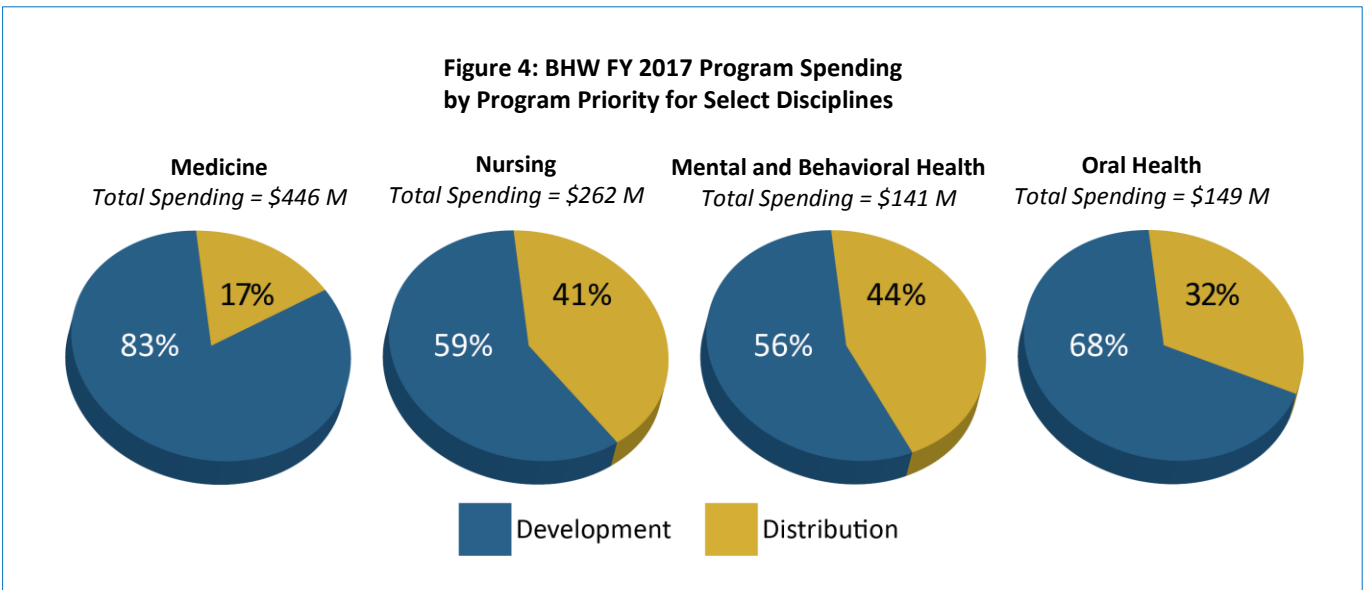
² Funding levels represent amounts to grantees (not appropriations).

BHW FY 2016 Annual Report: EXECUTIVE SUMMARY

In FY 2017, 40 percent of funding supported medicine and a quarter supported nursing. A quarter of all funding also supported either mental and behavioral health or oral health disciplines. The remaining funding supported projects directed towards health workforce analysis, interdisciplinary training, public health training, training in allied health, and support of other advanced disciplines including pharmacy, optometry, podiatry, chiropractic, and veterinary medicine (see Figure 3).



For medicine and oral health, the majority of funding supported development and pipeline programs. While funding for mental and behavioral health and for nursing was more evenly split between development and distribution-focused programs (see Figure 4).



BHW FY 2017 Programs, Awards, and Funding

| National Health Service Corps (NHSC) Programs | Awards (individuals) | Funding (\$ millions) |
|--|---------------------------------|----------------------------------|
| NHSC Loan Repayment Program offers fully trained primary care clinicians the opportunity to receive assistance to pay off qualifying educational loans in exchange for service in a Health Professional Shortage Area (HPSA) of greatest need. | 4,813 | 148.7 |
| NHSC Scholarship Program provides scholarships (tuition, monthly stipend, and other related education costs) to health professions students committed to providing primary care in HPSAs of greatest need. | 188 | 39.5 |
| NHSC Students to Service Loan Repayment Program provides loan repayment assistance to allopathic and osteopathic medical students in their last year of school in return for selecting and completing a primary care residency and working in HPSAs of greatest need. | 175 | 20.7 |
| State Loan Repayment Program provides a dollar-for-dollar match to states for loan repayment assistance to clinicians who practice in a HPSA in that state. ³ | 535 | 12.6 |

| NURSE Corps Programs | Awards (individuals) | Funding (\$ millions) |
|---|---------------------------------|----------------------------------|
| NURSE Corps Loan Repayment Program offers loan repayment assistance to registered nurses and advance practice nurses (such as nurse practitioners) in exchange for working at Critical Shortage Facilities and to nurse faculty employed at accredited schools of nursing. | 841 | 48.9 |
| NURSE Corps Scholarship Program provides scholarships (tuition, monthly stipend, and other related education costs) to individuals attending schools of nursing in exchange for a service commitment in health care facilities with a critical shortage of nurses. | 212 | 22.2 |

| Scholarship, Loan, and Loan Repayment Programs⁴ | Awards | Awards⁵ (individuals) | Funding (\$ millions) |
|---|---------------|---|----------------------------------|
| Health Professions Student Loans Program makes funds available to U.S. health professions schools to establish revolving funds that support long-term, low-interest loans for students with financial need. | 39 | 6,842 | 3.4 |
| Primary Care Loans Program makes funds available to U.S. allopathic and osteopathic schools to establish revolving funds that support long-term, low-interest loans for students with financial need to pursue a degree in allopathic or osteopathic medicine. | 2 | 252 | 0.4 |
| Loans for Disadvantaged Students Program makes funds available to U.S. health professions schools to establish revolving funds that support long-term, low-interest loans for students with financial need from disadvantaged backgrounds. | 25 | 1,619 | 20.6 |
| Scholarships for Disadvantaged Students Program provides grants to health professions and nursing schools for use in awarding scholarships to students from disadvantaged backgrounds who have financial need. | 79 | 2,811 | 43.1 |

³ Number of awards as of September 30, 2017 (based on FY 2016 funding); Funding represents FY 2017 award totals.

⁴ All but one of the programs listed provide awards (funding) to academic institutions which in turn provide scholarships, loans, and loan repayment to individuals. The Faculty Loan Repayment Program provides awards directly to individuals.

⁵ Except for the Native Hawaiian Health Scholarship Program and the Faculty Loan Repayment Program, awards to individuals are gathered from the AY 2016-2017 grantee reports and are based on FY 2016 funding.

BHW FY 2017 Programs, Awards, and Funding

| Scholarship, Loan, and Loan Repayment Programs ⁴ | Awards | Awards ⁵ (individuals) | Funding (\$ millions) |
|--|--------|--------------------------------------|--------------------------|
| Nursing Student Loans Program makes funds available to U.S. schools of nursing to establish revolving funds that support long-term, low-interest loans for students with financial need. | 46 | 10,138 | 9.3 |
| Nurse Faculty Loan Program provides grants to nursing schools to operate a loan fund to assist registered nurses in completing their graduate education to become qualified nurse faculty. | 80 | 1,998 | 24.7 |
| Native Hawaiian Health Scholarship Program offers scholarships (tuition, monthly stipend, and other related education costs) to Native Hawaiian health professions students in exchange for serving in HPSAs within the State of Hawai'i. | 1 | 9 | 1.3 |
| Faculty Loan Repayment Program is a loan repayment program for health professions graduates from disadvantaged backgrounds who serve as faculty at health professions colleges or universities. | 22 | 22 | 1.1 |

| Health Professions Training for Diversity Programs | Awards | Funding (\$ millions) |
|--|--------|--------------------------|
| Centers of Excellence Program supports programs of excellence at health professions schools and other health or educational entities that enhance the academic performance of underrepresented minority students, support underrepresented minority faculty development, and facilitate research on minority health issues in order to increase the supply and competencies of underrepresented minorities in the health professions workforce. | 17 | 20.5 |
| Health Careers Opportunity Program provides grants that improve the recruitment and enhance the academic preparation of students from economically and educationally disadvantaged backgrounds who plan to enter the health professions. | 17 | 12.8 |
| Nursing Workforce Diversity Program increases nursing education opportunities for individuals from disadvantaged backgrounds by supporting stipends, scholarships, pre-entry and advanced education preparation, and retention activities. | 31 | 13.9 |

| Oral Health Training Programs | Awards | Funding (\$ millions) |
|--|--------|--------------------------|
| Predoctoral Training in General, Pediatric, and Public Health Dentistry and Dental Hygiene Program supports the planning, development, and operation of professional predoctoral training programs in general, pediatric, public health dentistry, and dental hygiene. | 25 | 8.3 |
| Postdoctoral Training in General, Pediatric and Public Health Dentistry Program supports the planning, development, and operation of professional postdoctoral training programs in general, pediatric, or public health dentistry. | 20 | 10.1 |
| Dental Faculty Loan Repayment Program assists dental and dental hygiene training programs to attract and retain dental and dental hygiene faculty through loan repayment. | 10 | 0.9 |
| Dental Faculty Development and Loan Repayment Program assists dental training programs to help attract, develop, and retain full-time dental faculty through both faculty development and loan repayment activities designed to increase the number and quality of the oral health workforce. | 9 | 2.1 |

BHW FY 2017 Programs, Awards, and Funding

| Oral Health Training Programs | Awards | Funding (\$ millions) |
|---|--------|-----------------------|
| State Oral Health Workforce Program provides grants to states to help develop and implement innovative programs to address the dental workforce needs of designated Dental HPSAs in a manner that is appropriate to the states' needs. | 27 | 11.2 |

| Mental and Behavioral Health Education and Training Programs | Awards | Funding (\$ millions) |
|---|--------|-----------------------|
| Graduate Psychology Education Program supports doctoral psychology schools and programs to train psychologists to work with underserved populations. | 31 | 8.2 |
| Leadership in Public Health Social Work Education Program funds centers of excellence at schools of social work to provide critical leadership, resources, and training in order to develop the next generation of public health social workers. | 3 | 0.9 |
| Behavioral Health Workforce Education and Training Program expands the behavioral health workforce serving populations across the lifespan, including in rural and medically underserved areas. | 136 | 46.7 |

| Advanced Nursing Education Programs | Awards | Funding (\$ millions) |
|---|--------|-----------------------|
| Advanced Nursing Education Program aims to improve the number of qualified nurses in the primary care workforce by providing funding to institutions to enhance their instructional programs through curriculum and faculty development. | 40 | 22.6 |
| Advanced Nursing Education Workforce Program supports innovative academic-practice partnerships to prepare primary care advanced practice registered nursing students to practice in rural and underserved settings through academic and clinical training. | 54 | 34.5 |
| Nurse Anesthetist Traineeships Program aims to increase the number of nurse anesthetists—especially those who will practice in underserved areas or who are from underrepresented populations—by awarding grants to institutions in order to support traineeships (tuition, monthly stipend, and other related education costs). | 82 | 2.5 |

| Nurse Education, Practice, Quality and Retention Programs | Awards | Funding (\$ millions) |
|---|--------|-----------------------|
| Nurse Education, Practice, Quality and Retention – Bachelor of Science in Nursing Practicums in Community Settings Program seeks to increase the number of Bachelor of Science in Nursing (BSN) students with meaningful clinical experience and training in medically underserved and rural communities, who will then be more likely to choose to work in these settings upon graduation. | 9 | 3.1 |
| Nurse Education, Practice, Quality and Retention Interprofessional Collaborative Practice Program supports the creation and expansion of practice environments composed of nursing and other professional disciplines who deliver coordinated, team-based, quality health care. | 26 | 12.9 |
| Nurse Education, Practice, Quality and Retention Behavioral Health Integration Program advances team-based care delivery by nurses and other health professionals that leads to high quality, patient- and population-centered outcomes. The BHI focus aims to integrate evidence based, interprofessional, team-based models of behavioral health services into routine nurse-led primary care, including Nurse-Managed Health Centers. | 20 | 10.1 |

BHW FY 2017 Programs, Awards, and Funding

| Nurse Education, Practice, Quality and Retention Programs | Awards | Funding (\$ millions) |
|--|--------|--------------------------|
| <p>Nurse Education, Practice, Quality and Retention Veteran's Bachelor of Science Degree in Nursing Program seeks to expand the nursing workforce and improve employment opportunities for veterans by supporting programs that increase enrollment, progression, and graduation of veterans from Bachelor of Science in Nursing degree programs.</p> | 31 | 9.5 |

| Primary Care Training and Enhancement Programs | Awards | Funding (\$ millions) |
|--|--------|--------------------------|
| <p>National Research Service Award for Institutional Research Training Program supports institutions to develop or enhance postdoctoral research training opportunities for individuals who are planning to pursue careers in primary care research.</p> | 20 | 7.4 |
| <p>Primary Care Training and Enhancement Program supports the enhanced training of future primary care clinicians, teachers, and researchers, and the promotion of primary care practice in rural and underserved areas.</p> | 68 | 29.3 |
| <p>Primary Care Medicine and Dentistry Clinician Educator Career Development Program strengthens the primary care workforce by provide career development awards to future clinician educator faculty and leaders in primary care medicine and dentistry while also supporting innovative projects that involve the transformation of health care delivery systems.</p> | 17 | 3.2 |

| Public Health and Preventive Medicine Programs | Awards | Funding (\$ millions) |
|---|--------|--------------------------|
| <p>Public Health Training Centers Program funds schools and programs of public health to expand and enhance training opportunities focused on the technical, scientific, managerial and leadership competencies and capabilities of the current and future public health workforce.</p> | 11 | 9.1 |
| <p>Preventive Medicine Residency Program aims to increase the number of preventive medicine physicians in public health specialties by supporting post-graduate physician training through funding for the planning, development, and operation of approved residency programs in preventive medicine and public health.</p> | 25 | 6.5 |

| Graduate Medical Education Programs | Awards | Funding (\$ millions) |
|--|--------|--------------------------|
| <p>Children's Hospitals Graduate Medical Education Payment Program supports the training of residents who are either pediatric or pediatric subspecialty residents and enhances the supply of primary care and pediatric medical and surgical subspecialties.</p> | 58 | 282.8 |
| <p>Teaching Health Center Graduate Medical Education Program provides funding for new and expanding residency training in primary care, dentistry, and mental and behavioral health in community-based, ambulatory settings.</p> | 59 | 58.6 |

BHW FY 2017 Programs, Awards, and Funding

| Health Workforce Analysis/Interprofessional Programs | Awards | Funding (\$ millions) |
|--|--------|--------------------------|
| Area Health Education Centers Program supports community-based interprofessional clinical training, continuing education, and outreach activities in order to improve the distribution, diversity, quality, and supply of the primary care health professions workforce serving in rural and underserved health care delivery sites. | 49 | 28.5 |
| Coordinating Center for Interprofessional Education and Collaborative Practice Program supports the creation of a national coordinating center to provide leadership, expertise, and support to the health care community in order to transform health care delivery into a coordinated, collaborative, and team-based practice, particularly in medically underserved areas. | 1 | 0.1 |
| Geriatrics Workforce Enhancement Program supports the training of individuals (and faculty) to provide health care to older adults that maximizes patient and family engagement and integrates geriatric and primary care. | 44 | 35.8 |
| Academic Administrative Units in Primary Care Program supports academic units to conduct systems-level research to inform primary care training; disseminate best practices, research, and resources; and develop a community of practice to promote the widespread national enhancement of primary care training. | 6 | 4.5 |
| State Primary Care Offices Program provides funding to assure the availability of quality health care to low income, uninsured, isolated, vulnerable and special needs populations and to meet these populations' unique health care needs. | 54 | 11.0 |
| Cooperative Agreement for a Regional Center for Health Workforce Studies supports rigorous, policy-oriented data collection, analysis, and research projects that can enhance the government's understanding of emerging issues and trends in the health care workforce. | 7 | 4.2 |

BHW FY 2017 Annual Report: Appendix A
Program Awards and Funding by Type, Priority and Discipline

| Program Name | Type | | | | Priority | | | Discipline | | | | | | | | | Number of Awards | Funding (in millions) |
|--|--------------------------------|-----------------------------|----------------------------|----------|--------------------------|--------------|----------|------------|-----------------------|---|--------------------------|-------------------|---------------|---------------|--------------------|----------|------------------|-----------------------|
| | Scholarships, Loans, Repayment | Health Professions Training | Graduate Medical Education | Analysis | Development and Pipeline | Distribution | Analysis | Nursing | Medicine ⁶ | Mental and Behavioral Health ⁷ | Oral Health ⁸ | Interdisciplinary | Public Health | Allied Health | Other ⁹ | Analysis | | |
| Academic Administrative Units in Primary Care | | | | ✓ | | | ✓ | | | | | | | | | ✓ | 6 | 4.5 |
| Advanced Nursing Education | | ✓ | | | ✓ | | | ✓ | | | | | | | | | 40 | 22.6 |
| Advanced Nursing Education Workforce | | ✓ | | | ✓ | | | ✓ | | | | | | | | | 54 | 34.5 |
| Area Health Education Centers | | ✓ | | | ✓ | | | | | | | ✓ | | | | | 49 | 28.5 |
| Behavioral Health Workforce Education and Training | | ✓ | | | ✓ | | | | | ✓ | | | | | | | 136 | 46.7 |
| Centers of Excellence | | ✓ | | | ✓ | | | | ✓ | ✓ | ✓ | | | | ✓ | | 17 | 20.5 |
| Children's Hospitals Graduate Medical Education Payment | | | ✓ | | ✓ | | | | ✓ | | | | | | | | 58 | 282.8 |
| Cooperative Agreement for a Regional Center for Health Workforce Studies | | | | ✓ | | | ✓ | | | | | | | | | ✓ | 7 | 4.2 |
| Coordinating Center for Interprofessional Education and Collaborative Practice | | ✓ | | | ✓ | | | | | | | ✓ | | | | | 1 | .1 |
| Dental Faculty Development and Loan Repayment | ✓ | | | | ✓ | | | | | | | ✓ | | | | | 9 | 2.1 |
| Dental Faculty Loan Repayment | ✓ | | | | ✓ | | | | | | | ✓ | | | | | 10 | 0.9 |
| Faculty Loan Repayment | ✓ | | | | ✓ | | | ✓ | ✓ | ✓ | ✓ | | ✓ | ✓ | ✓ | | 22 | 1.1 |
| Geriatric Workforce Enhancement | | ✓ | | | ✓ | | | | | | | ✓ | | | | | 44 | 35.8 |
| Graduate Psychology Education | | ✓ | | | ✓ | | | | | ✓ | | | | | | | 31 | 8.1 |
| Health Careers Opportunity (HCOP) | | ✓ | | | ✓ | | | | ✓ | ✓ | ✓ | | ✓ | ✓ | | | 17 | 12.8 |
| Health Professions Student Loans | ✓ | | | | ✓ | | | | | | ✓ | | | | ✓ | | 39 | 3.4 |
| Leadership in Public Health Social Work Education | | ✓ | | | ✓ | | | | | ✓ | | | | | | | 3 | 0.9 |
| Loans for Disadvantaged Students | ✓ | | | | ✓ | | | | ✓ | | ✓ | | | | ✓ | | 25 | 20.6 |
| National Health Service Corps Loan Repayment | ✓ | | | | | ✓ | | ✓ | ✓ | ✓ | ✓ | | | | | | 4,813 | 148.7 |
| National Health Service Corps Scholarship | ✓ | | | | | ✓ | | ✓ | ✓ | ✓ | ✓ | | | | | | 188 | 39.5 |
| National Health Service Corps State Loan Repayment ¹⁰ | ✓ | | | | | ✓ | | ✓ | ✓ | ✓ | ✓ | | | | ✓ | | 535 | 12.6 |

⁶ Includes physician assistants.

⁷ Includes psychiatric physicians (MD/DO), psychiatric nurse practitioners, and psychiatric physician assistants.

⁸ Includes dental hygienists.

⁹ Includes pharmacists, optometrists, veterinarians.

¹⁰ Number of awards as of September 30, 2017 (FY 2017 Field Strength based on FY 2016 funding); Funding represents FY 2017 award totals.

BHW FY 2017 Annual Report: Appendix A
Program Awards and Funding by Type, Priority and Discipline

| Program Name | Type | | | | Priority | | | Discipline | | | | | | | | | | Number of Awards | Funding (in millions) |
|--|--------------------------------|-----------------------------|----------------------------|----------|--------------------------|--------------|----------|------------|-----------------------|---|--------------------------|-------------------|---------------|---------------|--------------------|----------|-----|------------------|-----------------------|
| | Scholarships, Loans, Repayment | Health Professions Training | Graduate Medical Education | Analysis | Development and Pipeline | Distribution | Analysis | Nursing | Medicine ⁶ | Mental and Behavioral Health ⁷ | Oral Health ⁸ | Interdisciplinary | Public Health | Allied Health | Other ⁹ | Analysis | | | |
| National Health Service Corps Students to Service Loan Repayment | ✓ | | | | | ✓ | | | ✓ | ✓ | ✓ | | | | | | 175 | 20.7 | |
| National Research Service Award for Institutional Research Training | | ✓ | | | ✓ | | | | ✓ | | | | | | | | 20 | 7.5 | |
| Native Hawaiian Health Scholarship | ✓ | | | | | ✓ | | ✓ | ✓ | ✓ | | ✓ | | | | | 1 | 1.3 | |
| Nurse Anesthetist Traineeships | | ✓ | | | ✓ | | | ✓ | | | | | | | | | 82 | 2.5 | |
| NURSE Corps Loan Repayment | ✓ | | | | | ✓ | | ✓ | | | | | | | | | 841 | 48.9 | |
| NURSE Corps Scholarship | ✓ | | | | | ✓ | | ✓ | | | | | | | | | 212 | 22.2 | |
| Nurse Education, Practice, Quality and Retention (NEPQR): BSN in Nursing Practicum in Community Settings | | ✓ | | | ✓ | | | ✓ | | | | | | | | | 9 | 3.1 | |
| NEPQR: Interprofessional Collaborative Practice | | ✓ | | | ✓ | | | ✓ | | | | | | | | | 26 | 12.9 | |
| NEPQR: Behavioral Health Integration | | ✓ | | | ✓ | | | ✓ | | ✓ | | | | | | | 20 | 10.1 | |
| NEPQR: Veteran's Bachelor of Science in Nursing | | ✓ | | | ✓ | | | ✓ | | | | | | | | | 31 | 9.5 | |
| Nurse Faculty Loan | ✓ | | | | ✓ | | | ✓ | | | | | | | | | 80 | 24.7 | |
| Nursing Student Loans | ✓ | | | | ✓ | | | ✓ | | | | | | | | | 46 | 9.3 | |
| Nursing Workforce Diversity | | ✓ | | | ✓ | | | ✓ | | | | | | | | | 31 | 13.9 | |
| Postdoctoral Training in General, Pediatric and Public Health Dentistry/Dental Hygiene | | ✓ | | | ✓ | | | | | | ✓ | | | | | | 20 | 10.1 | |
| Predocctoral Training in General, Pediatric, and Public Health Dentistry/Dental Hygiene | | ✓ | | | ✓ | | | | | | ✓ | | | | | | 25 | 8.3 | |
| Preventive Medicine Residency | | ✓ | | | ✓ | | | | ✓ | | | | | | | | 25 | 6.5 | |
| Primary Care Loans | ✓ | | | | | ✓ | | | ✓ | | | | | | | | 2 | 0.4 | |
| Primary Care Medicine and Dentistry Clinician Educator Career Development Awards | ✓ | | | | ✓ | | | | | | ✓ | | | | | | 17 | 3.2 | |

BHW FY 2017 Annual Report: Appendix A
Program Awards and Funding by Type, Priority and Discipline

| Program Name | Type | | | | Priority | | | Discipline | | | | | | | | | Number of Awards | Funding (in millions) |
|---|--------------------------------|-----------------------------|----------------------------|----------|--------------------------|--------------|----------|------------|-----------------------|---|--------------------------|-------------------|---------------|---------------|--------------------|----------|------------------|-----------------------|
| | Scholarships, Loans, Repayment | Health Professions Training | Graduate Medical Education | Analysis | Development and Pipeline | Distribution | Analysis | Nursing | Medicine ⁶ | Mental and Behavioral Health ⁷ | Oral Health ⁸ | Interdisciplinary | Public Health | Allied Health | Other ⁹ | Analysis | | |
| Primary Care Training and Enhancement | | ✓ | | | ✓ | | | | ✓ | | | | | | | | 68 | 29.3 |
| Public Health Training Centers | | ✓ | | | ✓ | | | | | | | | ✓ | | | | 11 | 9.1 |
| Scholarships for Disadvantaged Students | ✓ | | | | ✓ | | | ✓ | ✓ | ✓ | ✓ | | ✓ | ✓ | ✓ | | 79 | 43.1 |
| State Oral Health Workforce | | ✓ | | | ✓ | | | | | | ✓ | | | | | | 27 | 11.2 |
| State Primary Care Offices | | | | ✓ | | | ✓ | | | | | | | | | ✓ | 54 | 11.0 |
| Teaching Health Center Graduate Medical Education | | | ✓ | | ✓ | | | | ✓ | ✓ | ✓ | | | | | | 59 | 58.6 |
| TOTAL | | | | | | | | | | | | | | | | | 8,659 | 1,108.1 |