



# Healthy Start Data Overview (2019-2021)

Advisory Committee on Infant and Maternal Mortality (ACIMM)

*June 13, 2023*

**Ada Determan, PhD, MPH**

**Data & Evaluation Team Lead, Division of Healthy Start and Perinatal Services**

**Maternal and Child Health Bureau (MCHB)**

**Vision: Healthy Communities, Healthy People**



# ACIMM June 2023 Meeting

---

- Healthy Start Data Sources Used
- Healthy Start Data Overview (2019-2021)
- Next Steps

# Data Sources Used

## Discretionary Grants Information System (DGIS)

- Performance Measures collected annually; Healthy Start reports on the following:
  - Women's/Maternal Health (4 measures), Perinatal and Infant Health (3 measures), Child Health (1 measure), Life Course (2 measures), Healthy Start Specific (9 measures)
- Participant counts (2019 & 2020 calculated using the retired Aggregate Data Template)

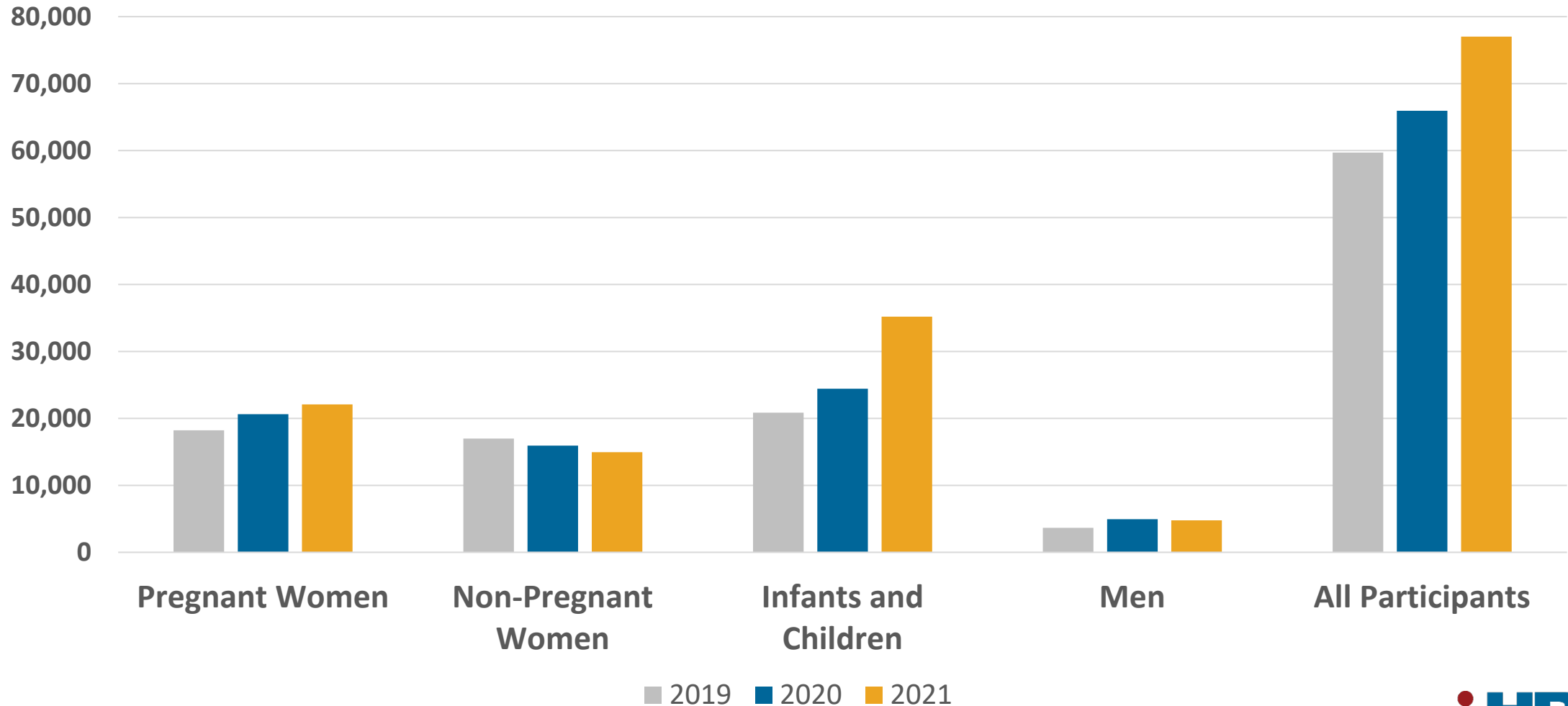
## Birth/Death Indicators Template

0. Grantee Information				1. Births [Include the count of events that occurred during CY 2021]						2. Deaths [Count of deaths that occurred during CY 2021]
Grant Number	Grantee Name	State	Reporting Year	1a. Number of live births		1b. Number of low birthweight births (less than 5lbs 8oz or 2500 g)		1c. Number of pre-term births (less than 37 weeks gestation)		2. Number of infant deaths (death of infant less than 1 year in age)
				<i>i. All births (including multiples)</i>	<i>ii. Singleton births only</i>	<i>i. All births (including multiples)</i>	<i>ii. Singleton births only</i>	<i>i. All births (including multiples)</i>	<i>ii. Singleton births only</i>	<i>All deaths</i>
H49MC#####										

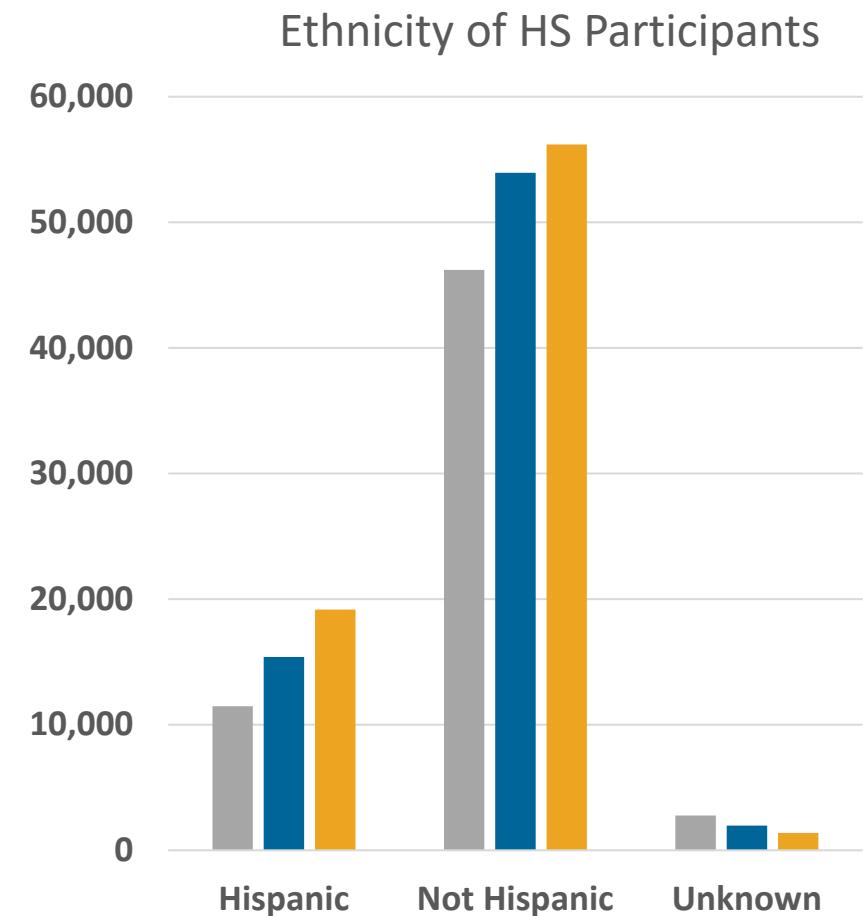
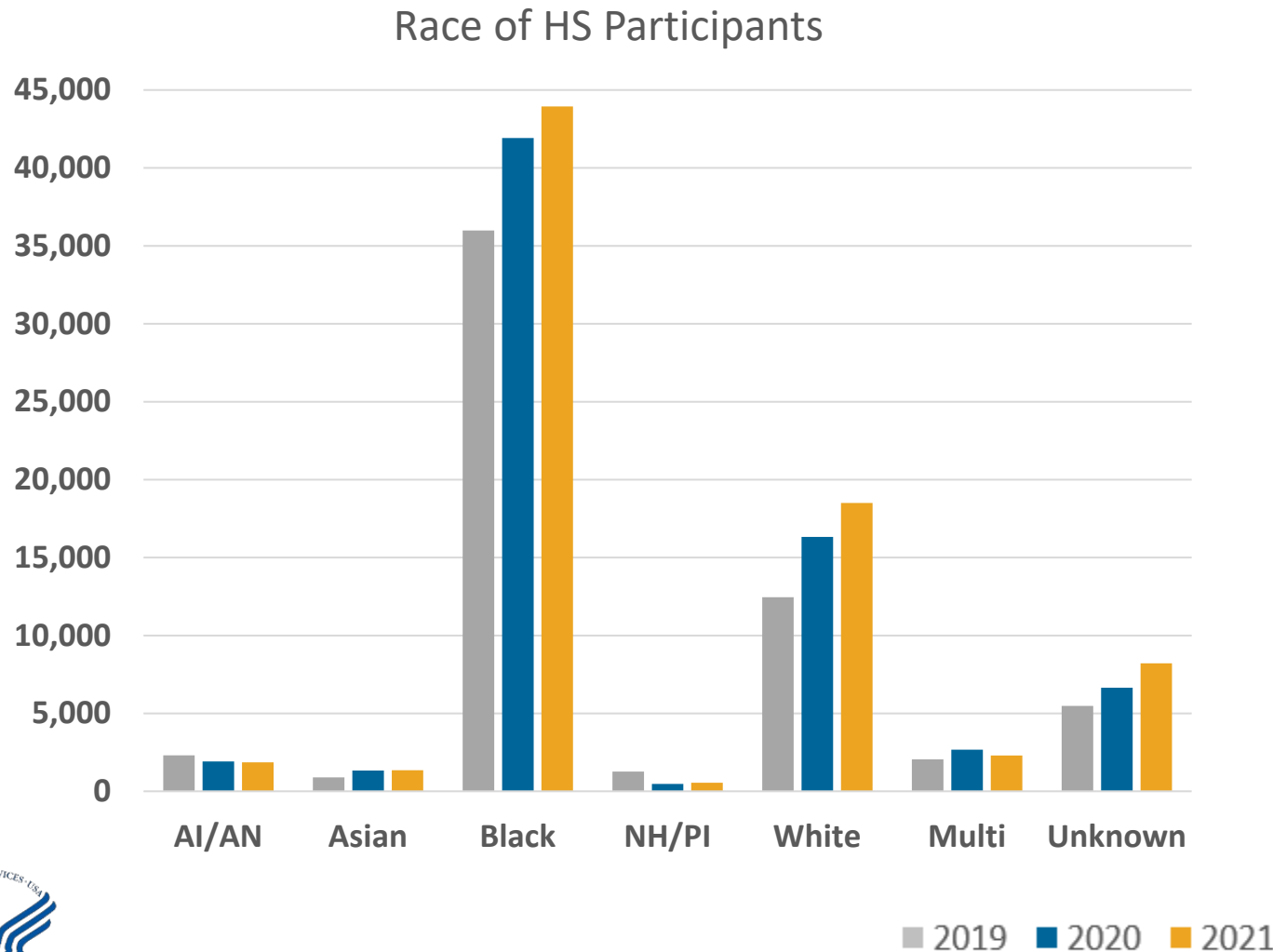
# Healthy Start Data Overview



# # of Participants Served by Year (2019-2021)

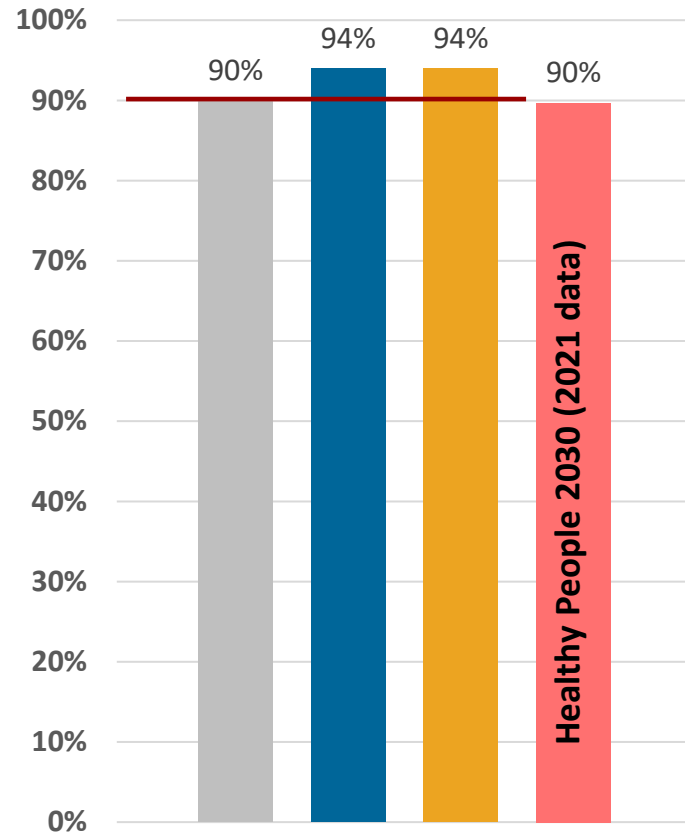


# Participant Race & Ethnicity by Year (2019-2021)

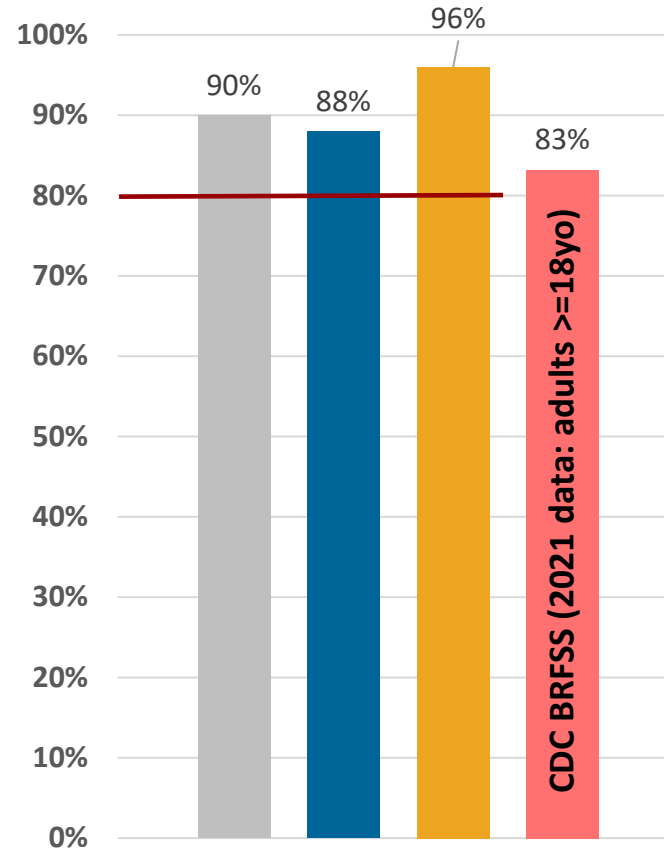


# Health Care Access Trends (2019-2021)

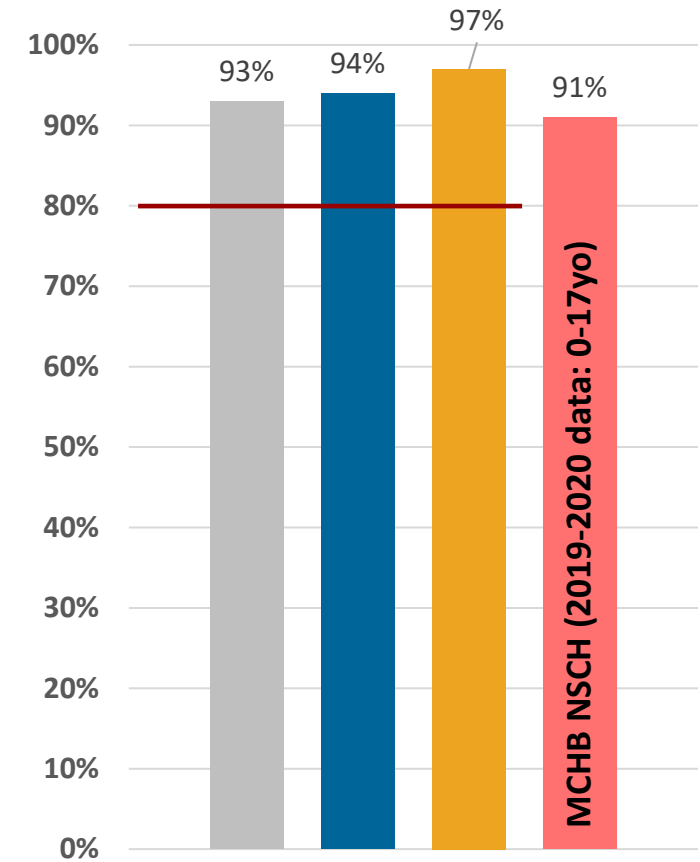
## Have Insurance



## Usual Source of Care - Women



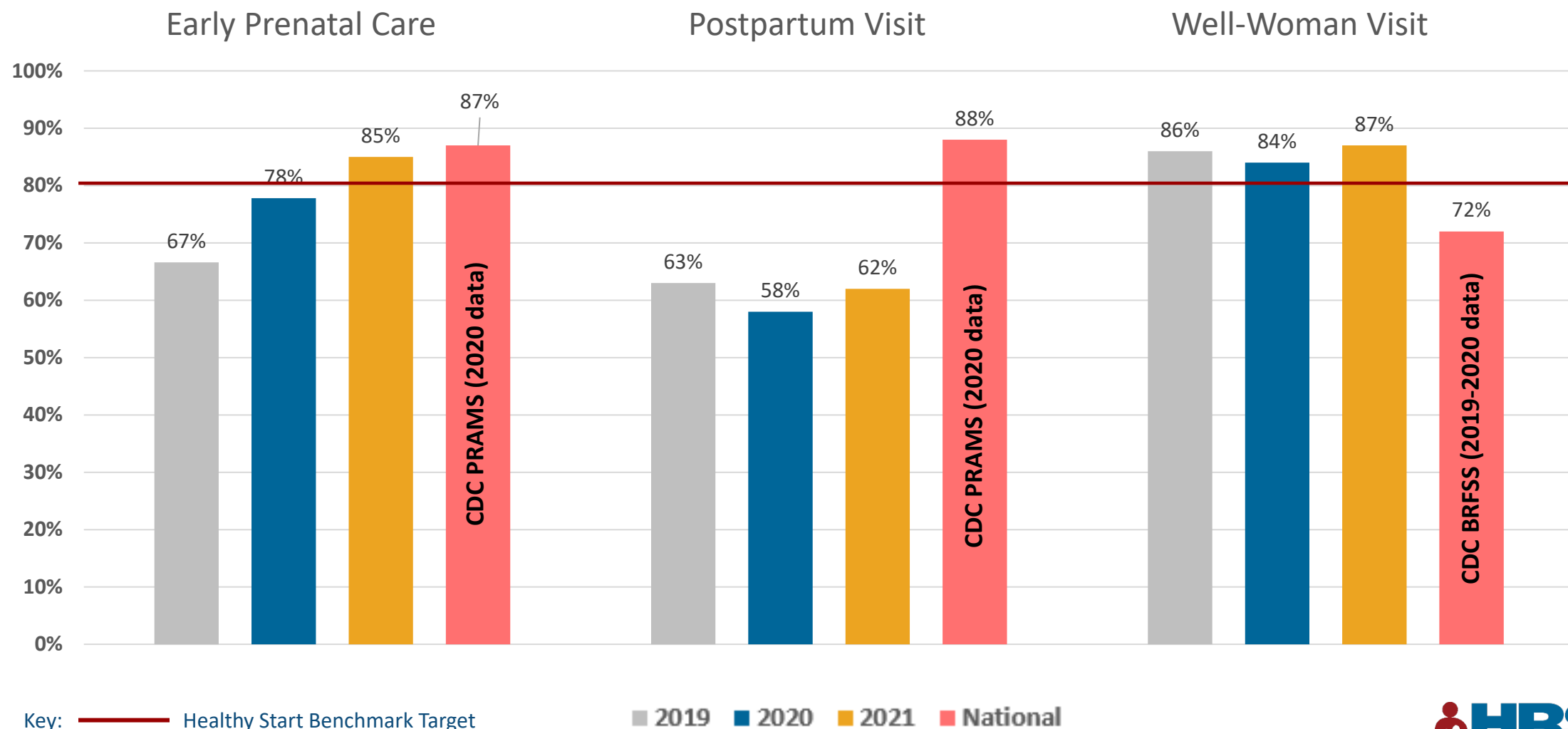
## Usual Source of Care - Child



Key: — Healthy Start Benchmark Target

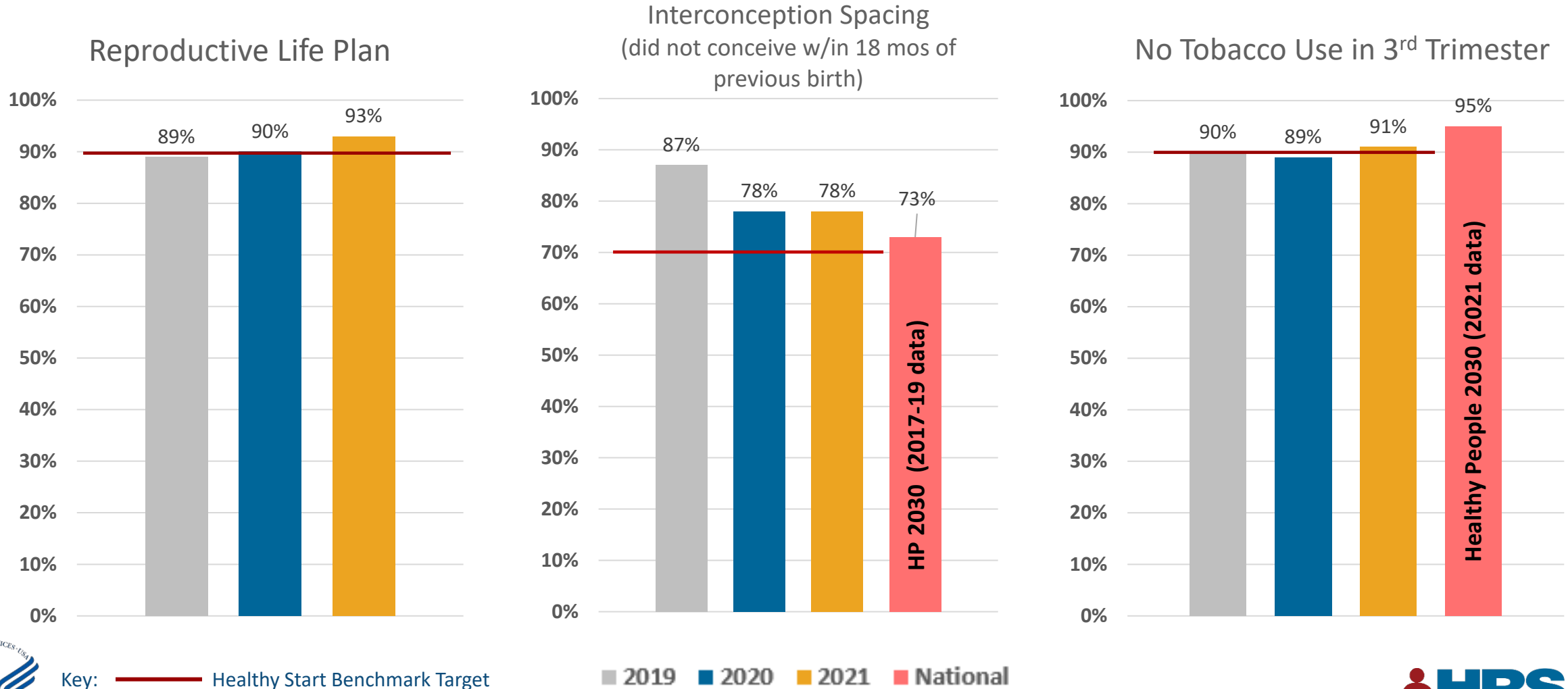
■ 2019 ■ 2020 ■ 2021 ■ National

# Women's/Maternal Health Trends (2019-2021)

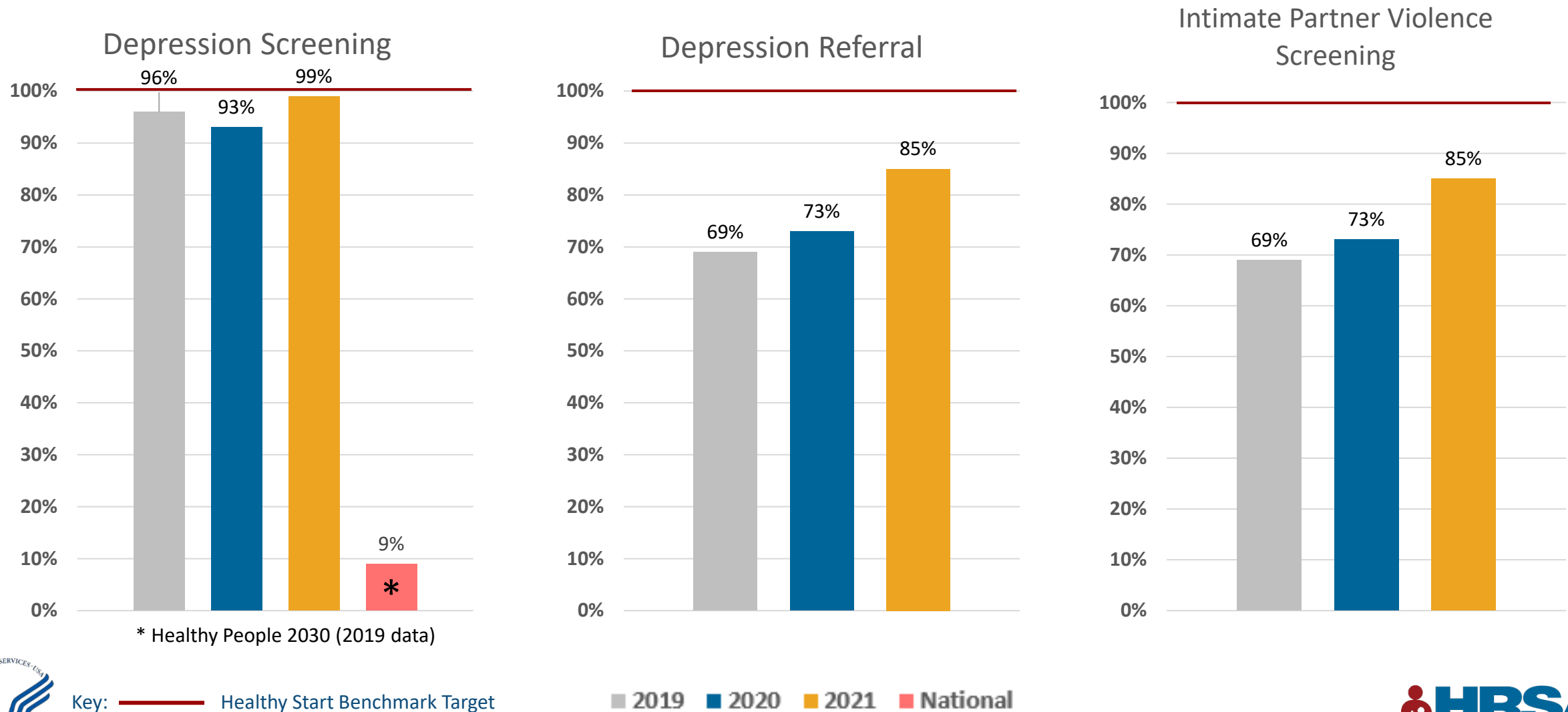




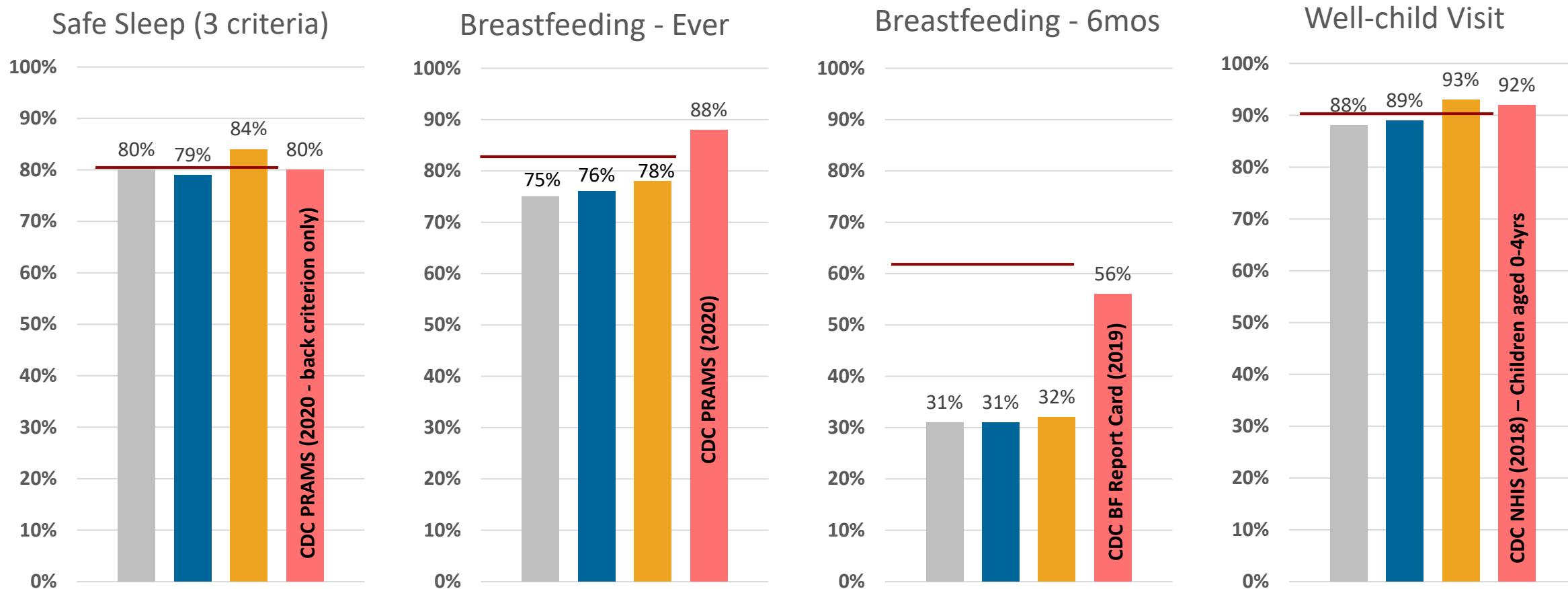
# Women's Perinatal Health Trends (2019-2021)



# Personal Well-Being Trends (2019-2021)



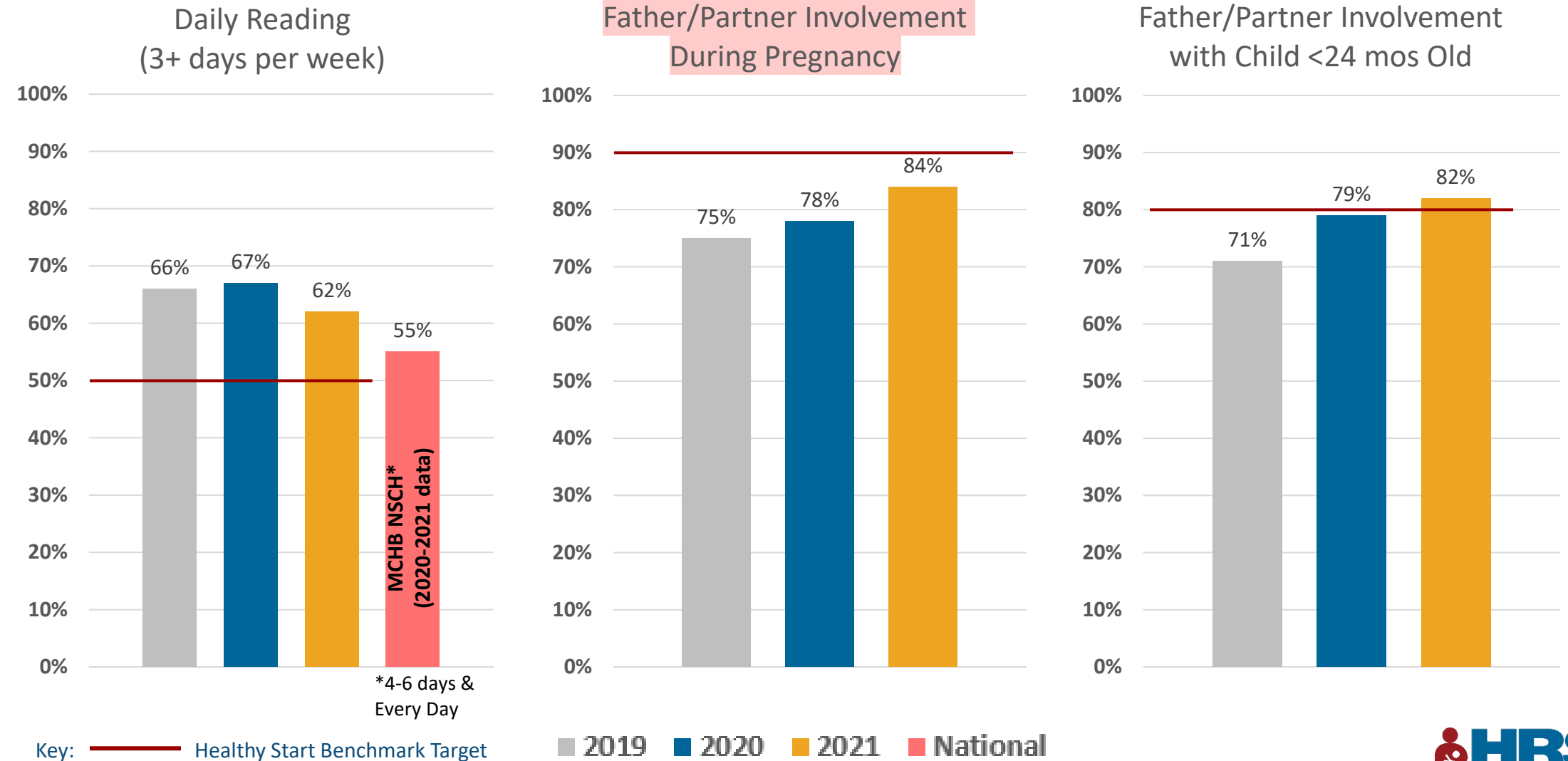
# Care of Infant/Child Trends (2019-2021)



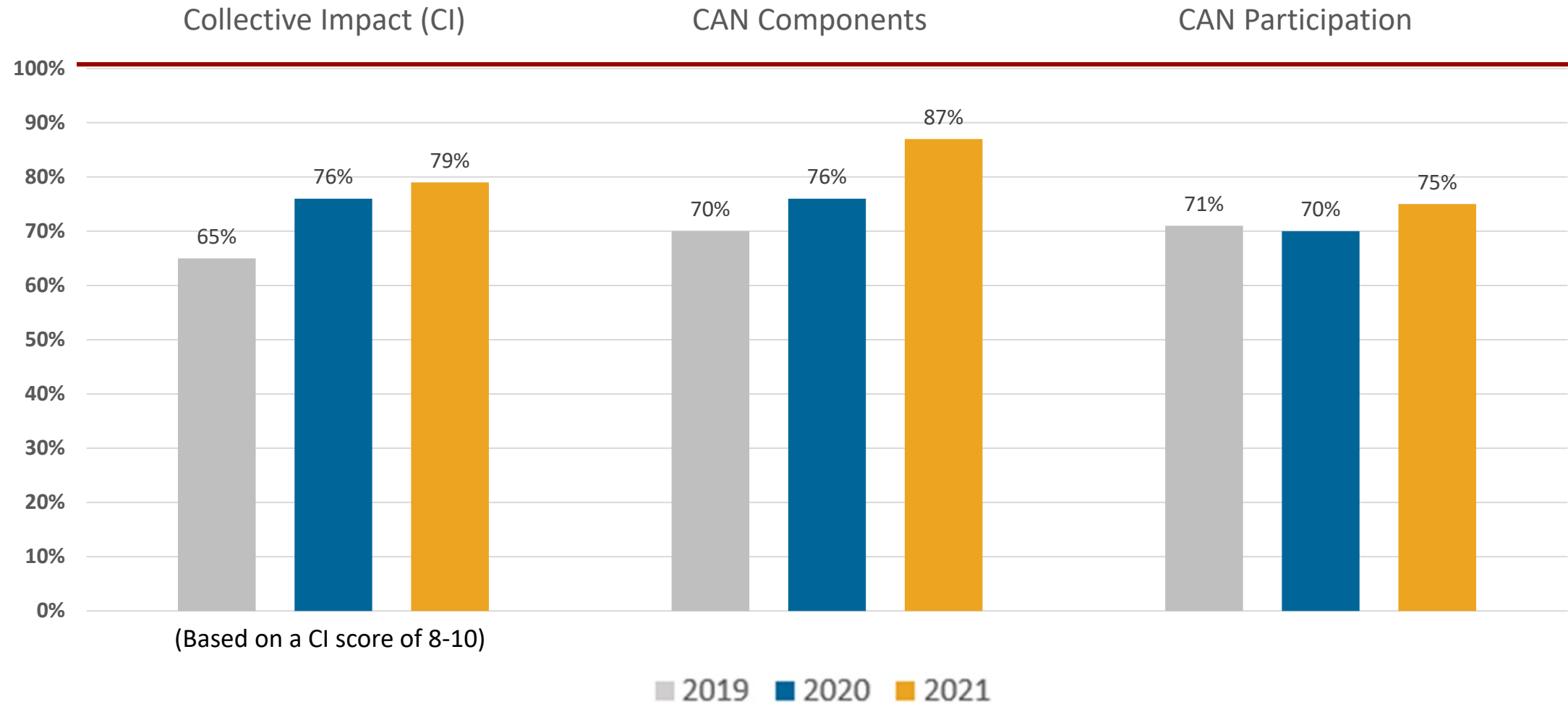
Key: — Healthy Start Benchmark Target

■ 2019 ■ 2020 ■ 2021 ■ National

# Home Life Trends (2019-2021)

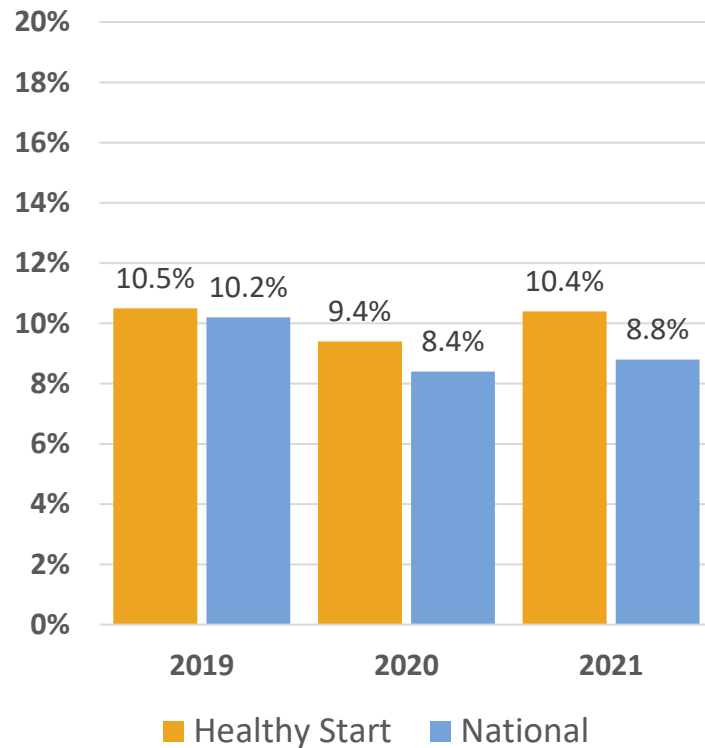


# Community Action Network (CAN) (2019-2021)

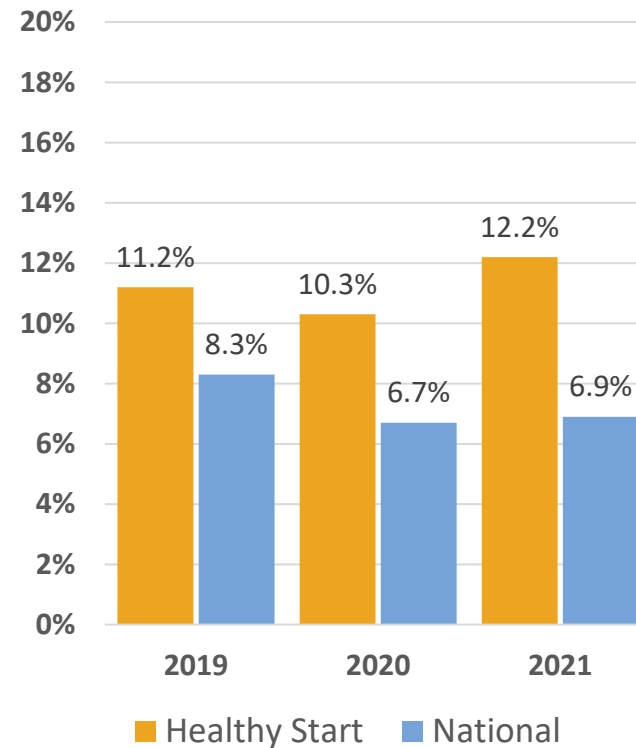


# Birth Indicators & Infant Mortality Rates (IMR) (2019-2021)

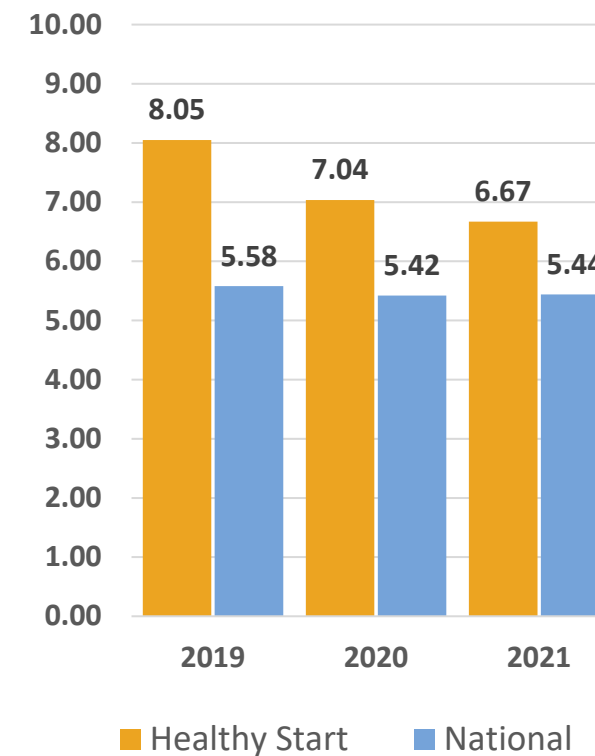
Pre-term Birth (PTB)



Low Birthweight (LBW)



Single-Year IMR  
(per 1,000 live births)




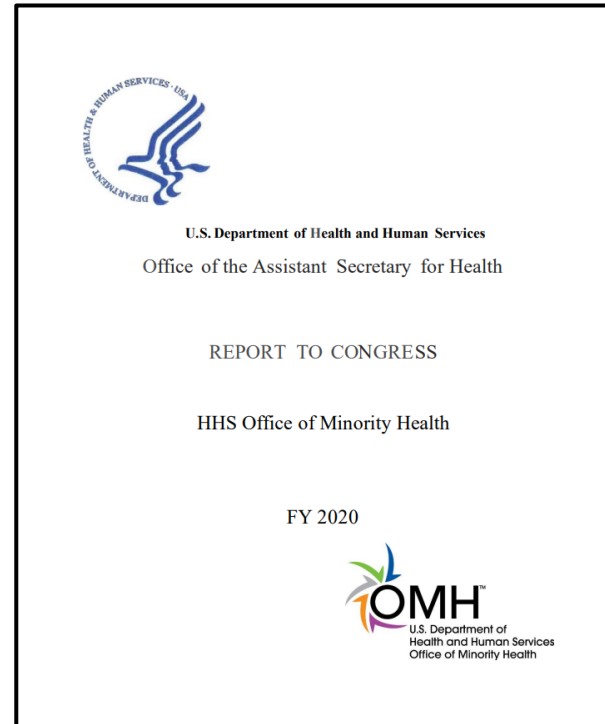
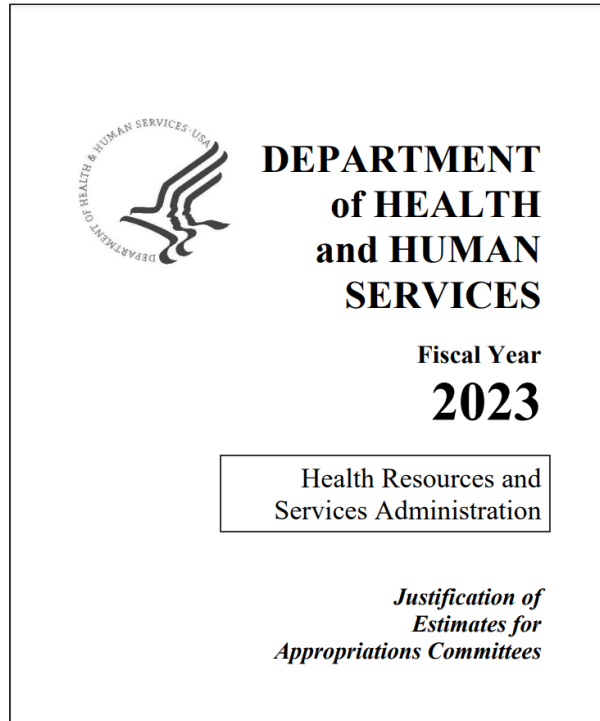
**3-YEAR IMR  
for  
2019-2021:**

**7.17  
(per 1,000  
live births)**

2020 & 2021 data for all PTB & LBW values reflect singleton birth outcomes



# Sharing the Healthy Start Story



# Next Steps



# Healthy Start Monitoring & Evaluation Data System

Data Collection Forms

The image shows three overlapping data collection forms. The top form is the 'Healthy Start Mandatory Background Information Form' (Dec 2020). The middle form is the 'Healthy Start Mandatory Parent/Child Form' (Dec 2020). The bottom form is the 'Healthy Start Mandatory Prenatal Form' (Dec 2020). Each form includes a header with the title and OMB Control No. 0915-0338, and a section for 'INFORMATION IN THIS BOX IS FOR GRANTEE RECORDS ONLY—DO NOT UPLOAD'. The Prenatal Form also includes a 'Public Burden Statement' and 'INSTRUCTIONS'.

You are here: [Home](#) » [Dashboards](#) » [Browse](#)

## MCHB Healthy Start Monitoring and Evaluation Data System (HSMED) Dashboard

### Healthy Start Monitoring & Evaluation Data System (HSMED)

- De-identified participant-level data based on data collection form inputs
- Generated reports are integrated with the HRSA's grants management system
- MCHB- and grantee-facing dashboards
  - Submission reports
  - Performance reports
- DataMart for ad hoc analyses



# What We're Excited About



Having access to de-identified client-level data, particularly race and ethnicity data



Using this data to tell a more complete and accurate Healthy Start story



Reporting on progress on infant & maternal health disparities within the Healthy Start population



Being able to stratify this data to explore a number of associations at the participant-, grantee-, and community-levels

# Reference List

## Slide 7 – Health Care Access Trends

- Office of Disease Prevention and Health Promotion. (n.d.). Health Insurance (AHS-01). Healthy People 2030. <https://health.gov/healthypeople/objectives-and-data/browse-objectives/health-care-access-and-quality/increase-proportion-people-health-insurance-ahs-01>
- The Commonwealth Fund, Behavioral Risk Factor Surveillance System (2021), Adults age 18 and older with a usual source of care (%). <https://www.commonwealthfund.org/datacenter/adults-usual-source-care>
- HRSA MCHB, National Survey of Children's Health, Data Brief October 2021, <https://mchb.hrsa.gov/sites/default/files/mchb/data-research/national-survey-childrens-health-2021-overview-fact-sheet.pdf>

## Slide 8 – Women's/Maternal Health Trends

- CDC PRAMS, Prevalence of Selected Maternal and Child Health Indicators for All PRAMS Sites (2016-2020). <https://www.cdc.gov/prams/prams-data/mch-indicators/states/pdf/2020/all-sites-prams-mch-indicators-508.pdf>
- America's Health Rankings Analysis of CDC, Behavioral Risk Factor Surveillance System (2019-2020): Well-women Visit in United States, United Health Foundation, AmericasHealthRankings.org, accessed 2023. [https://www.americashealthrankings.org/explore/measures/well\\_women\\_visit\\_women](https://www.americashealthrankings.org/explore/measures/well_women_visit_women)

## Slide 9 – Women's Perinatal Health Trends

- Office of Disease Prevention and Health Promotion. (n.d.). Family Planning (FP-02). Healthy People 2030. <https://health.gov/healthypeople/objectives-and-data/browse-objectives/family-planning/reduce-proportion-pregnancies-conceived-within-18-months-previous-birth-fp-02>
- Office of Disease Prevention and Health Promotion. (n.d.). Pregnancy and Childbirth (MICH-10). Healthy People 2030. <https://health.gov/healthypeople/objectives-and-data/browse-objectives/pregnancy-and-childbirth/increase-abstinence-cigarette-smoking-among-pregnant-women-mich-10>



# Reference List (continued)

## Slide 10 – Personal Well-Being Trends

- Office of Disease Prevention and Health Promotion. (n.d.). Mental Health and Mental Disorders (MHMD-08). Healthy People 2030. <https://health.gov/healthypeople/objectives-and-data/browse-objectives/mental-health-and-mental-disorders/increase-proportion-primary-care-visits-where-adolescents-and-adults-are-screened-depression-mhmd-08>

## Slide 11 – Care of Infant/Child Trends

- Office of Disease Prevention and Health Promotion. (n.d.). Infants (MICH-14). Healthy People 2030. <https://health.gov/healthypeople/objectives-and-data/browse-objectives/infants/increase-proportion-infants-who-are-put-sleep-their-backs-mich-14>
- CDC PRAMS, Prevalence of Selected Maternal and Child Health Indicators for All PRAMS Sites (2016-2020). <https://www.cdc.gov/prams/prams-data/mch-indicators/states/pdf/2020/all-sites-prams-mch-indicators-508.pdf>
- CDC, Breastfeeding Report Card, 2022. <https://www.cdc.gov/breastfeeding/data/reportcard.htm>
- QuickStats: Percentage of Children Aged <18 Years Who Received a Well-Child Checkup in the Past 12 Months, by Age Group and Year — National Health Interview Survey, United States, 2008 and 2018. MMWR Morb Mortal Wkly Rep 2020;69:222. DOI: <http://dx.doi.org/10.15585/mmwr.mm6908a5>

## Slide 12 – Home Life Trends

- Child and Adolescent Health Measurement Initiative. 2020-2021 National Survey of Children's Health (NSCH) data query. Data Resource Center for Child and Adolescent Health supported by the U.S. Department of Health and Human Services, HRSA, MCHB. Retrieved 06/2023 from <https://www.childhealthdata.org/browse/survey/results?q=9619&r=1>



# Reference List (continued 2)

## Slide 14 – Birth Indicators & Infant Mortality Rates

- Martin JA, Hamilton BE, Osterman MJK, Driscoll AK. Births: Final Data for 2019. National Vital Statistics Reports; vol 70 no 2. Hyattsville, MD: National Center for Health Statistics. 2021. DOI: <https://dx.doi.org/10.15620/cdc:100472>.
- Osterman MJK, Hamilton BE, Martin JA, Driscoll AK, Valenzuela CP. Births: Final data for 2020. National Vital Statistics Reports; vol 70 no 17. Hyattsville, MD: National Center for Health Statistics. 2022. DOI: <https://dx.doi.org/10.15620/cdc:112078>.
- Osterman MJK, Hamilton BE, Martin JA, Driscoll AK, Valenzuela CP. Births: Final data for 2021. National Vital Statistics Reports; vol 72, no 1. Hyattsville, MD: National Center for Health Statistics. 2023. DOI: <https://dx.doi.org/10.15620/cdc:122047>.
- Ely DM, Driscoll AK. Infant mortality in the United States, 2019: Data from the period linked birth/infant death file. National Vital Statistics Reports; vol 70 no 14. Hyattsville, MD: National Center for Health Statistics. 2021. DOI: <https://dx.doi.org/10.15620/cdc:111053>.
- Ely DM, Driscoll AK. Infant mortality in the United States, 2020: Data from the period linked birth/infant death file. National Vital Statistics Reports; vol 71 no 5. Hyattsville, MD: National Center for Health Statistics. 2022. DOI: <https://dx.doi.org/10.15620/cdc:120700>.
- Xu JQ, Murphy SL, Kochanek KD, Arias E. Mortality in the United States, 2021. NCHS Data Brief, no 456. Hyattsville, MD: National Center for Health Statistics. 2022. DOI: <https://dx.doi.org/10.15620/cdc:122516>.



# Thank You



# Contact Information

---

## **Ada Determan, PhD, MPH**

Division of Healthy Start & Perinatal Services

Maternal and Child Health Bureau (MCHB)

Health Resources and Services Administration (HRSA)

Email: [adeterman@hrsa.gov](mailto:adeterman@hrsa.gov)

Phone: 240-381-0164

Web: [mchb.hrsa.gov](http://mchb.hrsa.gov)



# Connect with HRSA

Learn more about our agency at:

[www.HRSA.gov](http://www.HRSA.gov)



[Sign up for the HRSA eNews](#)

FOLLOW US:

