



NHSC Updates

National Advisory Council Meeting

March 21, 2023

Israil Ali, MPA | Deputy Director

Division of National Health Service Corps (DNHSC)
Bureau of Health Workforce (BHW)
Health Resources and Services Administration (HRSA)



National Advisory Council Meeting Agenda

- ✓ BHW's Strategic Response
- ✓ FY22 NHSC Overview
- ✓ FY23 NHSC Overview
- ✓ NHSC Looking Ahead
- ✓ Open Discussion Q&A



BHW's Strategic Response



HRSA Workforce Aims in FY2023



Increase Supply



Advance Health Equity



Improve Distribution

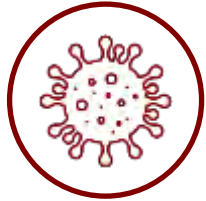


Clinician Well-Being



Amplify HRSA Impact

Opportunities and Challenges



COVID-19



Clinician
Well-Being



Telehealth



Health
Equity



Workforce
Diversity



Behavioral Health
Integration



Maternal
Health



Community-Based
Training



Preceptor and Faculty
Development



X-Waiver
Changes

Publicly Available Health Workforce Data



Shortage Areas



Area Health Resources Files

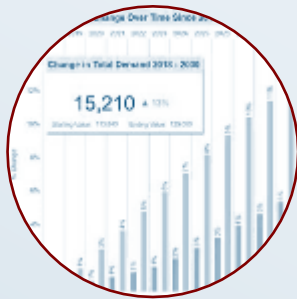


Field Strength Dashboards

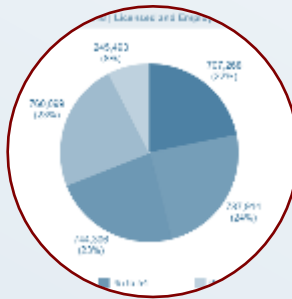


Clinician Dashboards

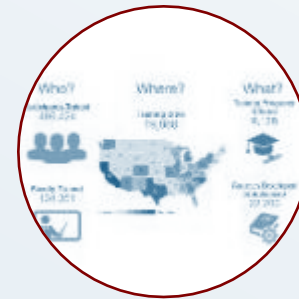
data.HRSA.gov



Workforce Projections Dashboard



Nursing Workforce Dashboard



Health Professions Training Programs



BHW Footprint Map



FY 2022 NHSC Overview



FY22 Overview:

The National Health Service Corps

The NHSC Responded to the Nation's Pandemic

- The American Rescue Plan Act (March 2021)
- \$800M in supplemental funding for the NHSC
- \$100M State Loan Repayment Program

Awarded All Eligible Applicants Across NHSC Programs

- Continued support for behavioral health and SUD care team
- Optimized awards to the health workforce in training
- Support the behavioral health workforce

Increase Transparency of NHSC data

- Externalizing NHSC Field Strength Data
- Externalize BHW Footprint in States
- Participation in Regional Workshops



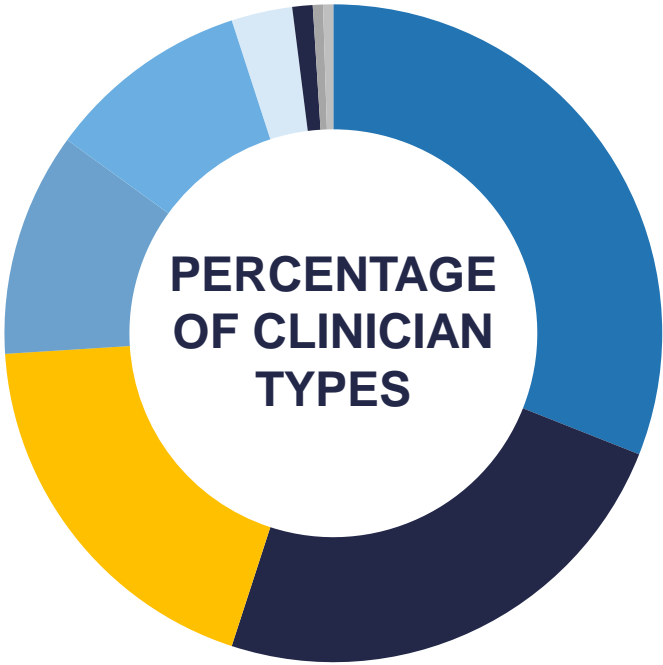
National Health Service Corps Impact

Over
20,000 NHSC members
are currently providing care to
almost
21 million people in
the U.S.

- In FY21 and FY22, we awarded every eligible applicant making this our largest class of clinicians ever.
- Many NHSC members continue to serve in areas of greatest need beyond their service obligation.



National Health Service Corps: FY 2022



- 47% Behavioral Health Providers
- 19% Nurse Practitioners
- 13% Physicians
- 9% Dentists
- 8% Physician Assistants
- 2% Registered Hygienists
- 1% Certified Nurse Midwives
- <.4% *Registered Nurses
- <.6% *Pharmacists



BHW External Dashboards

Program Data is Publically available at:

<https://data.hrsa.gov/>

- ✓ BHW Field Strength Dashboards
- ✓ BHW Application Dashboard

Explore the Field Strength Dashboards

The image shows two screenshots of the HRSA data dashboards. The top screenshot is the 'BHW Annual Field Strength Explorer' with filters for Fiscal Year (2021), BHW Program (All), Region (All), Site State (All), Rural Status (All), and Clinician Discipline (All). It displays a table of BHW Programs and a bar chart of Provider Type vs. Clinician Discipline. The bottom screenshot is the 'BHW Program Applicant Dashboard' for FY 2021, NHSC LRP - Traditional. It shows a donut chart for 'Submitted Eligible & Awarded Applicants by Discipline & Specialty' with a value of 86.21%, and a bar chart for 'Submitted Eligible & Awarded Applicants by Provider Type'.

Program	Count	Percentage
Grand Total	22,760	100.0%
NHSC LRP	12,321	54.1%
NHSC SUD LRP	3,066	13.5%
NHSC SLRP	2,248	9.9%
NCLRP	1,907	8.4%
NHSC RC LRP	1,228	5.4%
NHSC SP	871	3.8%
NHSC S2S LRP	454	2.0%
NCSP	400	1.8%
STAR LRP	255	1.1%
NCLRP-NF	214	0.9%

Provider Type	Clinician Discipline	Count
Dental	Dentist	1,750
Dental	Registered Dental Hygienist	467
Mental Health	Licensed Clinical Social Worker	2,475
Mental Health	Licensed Professional	2,241
Mental Health	Nurse Practitioner	1,546
Mental Health	SUD Counselor	829
Mental Health	Health Service Psychologist	675

Clinician Discipline	Clinician Specialty	Submitted Eligible	Awarded	% Awd
Allopathic Physician	Family Practice	212	177	8
	Family Practice -	2	2	10
	Family Practice-w/OB	17	13	7
	Internal Medicine	48	41	8
	OB/GYN	34	44	0
Pediatrics		149	133	9
	Psychiatry	49	42	8
Certified Nurse Midwife	None	96	72	7
Dentist	General Practice	418	355	8
	Pediatrics	15	14	9
	Public Health Dentistry	19	15	7
Health Service	None	302	172	6
Licensed Clinical Social Worker	None	897	786	9
Licensed Professional Counselor	None	695	616	9
Marriage and Family Therapist	None	119	107	9
Nurse Practitioner	Adult	79	73	9
	Family Practice	1,406	1,290	9


Provider Type	Submitted Eligible	Awarded
Primary Care	2,952	2,259
Mental Health	646	557
Dental	2,524	1,969



FY 2023 NHSC Overview



FY 23 NHSC Overview



State Loan Repayment Program

(Awarded 2022)

Scholarship Program

(Launched March 2023)

Student to Service LRP

(launched Aug. 2022)

Rural Community LRP

(Launched February 2023)

Traditional (2-yr.) LRP

(Launched February 2023)

SUD Workforce LRP

(Launched February 2023)



FY 2023 NHSC Overview

➤ Maternity Care Target Areas (MCTA)

- Identification of maternity care health professional target areas.
- Maternal Health Workforce (OB-GYNs, Certified Nurse Midwives, Family Practice- w/OB)
- NHSC LRP awards will be determined by an applicants HPSA or MCTA score – whichever is higher.



FY23 NHSC Overview



Empowering Clinicians for Resiliency and Transformative Care:

- Drivers and symptoms of clinician burnout and coping strategies
- Organizational approaches to foster clinician resilience and create supportive work environments
- Explores how to use data to identify health inequities and advocate for practice and policy changes to address inequities
- Explores how to address social determinants of health, like food insecurity and housing instability, in clinical practice

Empowering Clinicians for Resiliency and Transformative Care: Resources



**Ready for Anything:
Understanding and
Developing Clinician Resilience**



**Burnout Self-
Assessment
Tools**

NHSC Clinician Readiness Initiative



**Clinician Burnout:
Predictors,
Implications &
Coping Strategies**

NHSC Clinician Readiness Initiative



Empowering Clinicians for Resiliency and Transformative Care: Resources

Project Resources

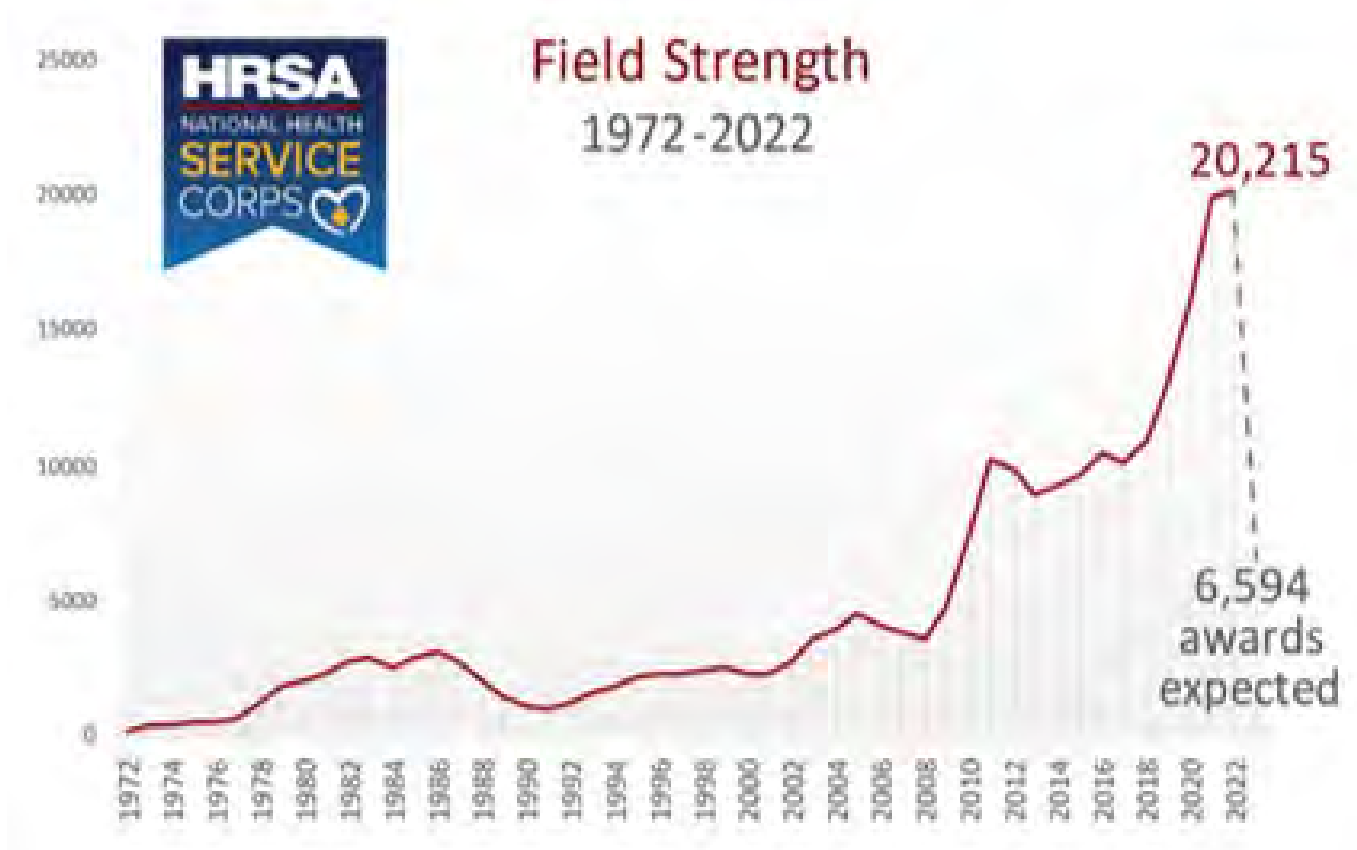
- ☑ Community Assessment Guide
- ☑ Community Spotlights
- ☑ Social Determinants of Health Series
- ☑ Clinician and Organizational Burnout Coping Strategies and Resiliency



NHSC: Looking Ahead



National Health Service Corps



FY 2023 Investments

\$417.9 M

60% of NHSC participants work in health centers

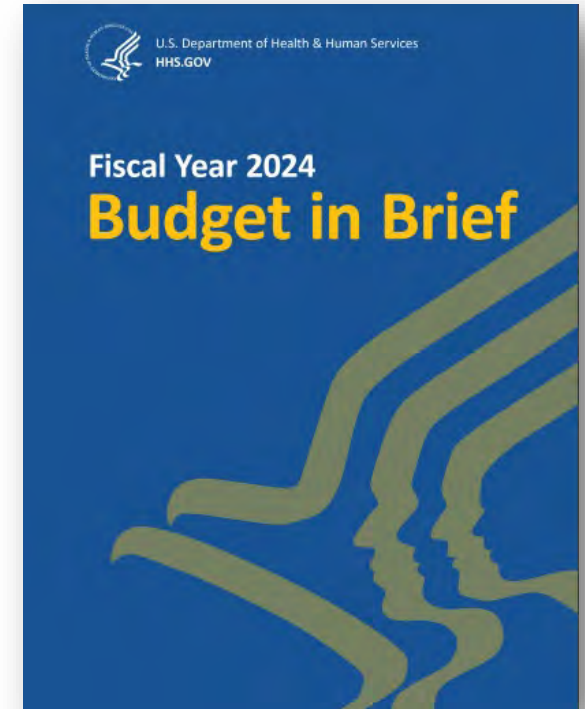
15% of health center workforce



NHSC: Looking Ahead

- The current authorization for Mandatory funding for NHSC will expire at the end of FY 2023
- Without continued funding, the NHSC will continue to experience reductions in the field strength
- The 2024 President's Budget is requesting discretionary and mandatory funding for the NHSC
 - \$176M Discretionary Funding
 - \$790M Mandatory Funding

\$960M – Total NHSC Request



Questions

