

# **OPTN Electronic Data Submission Dashboard User Guide**

# Contents

- Overview ..... 3
- Data Sources ..... 3
- General Dashboard Features ..... 3
  - Tooltip..... 3
  - Downloading ..... 3
- Dashboard Content ..... 4
  - Match Data Metrics ..... 4
    - Deceased Donor Record Management ..... 4
    - Transplant Candidate Record Management ..... 5
  - Pre/Post Transplant Data Metrics..... 5
    - Deceased Donor Reporting Forms ..... 5
    - Death Notification Reporting Forms..... 5
    - Candidate & Recipient Reporting Forms ..... 5
    - Living Donor Reporting Forms ..... 5

For feedback or questions, e-mail [DataProducts@unos.org](mailto:DataProducts@unos.org)

## Overview

The OPTN electronic data submission dashboard provides high-level information regarding trends in integration between OPTN member organizations' electronic health record (EHR) systems and the OPTN computer system. Metrics include how often key transplant data is submitted to the OPTN computer system electronically versus entered manually.

The dashboard is accessible via <https://optn.transplant.hrsa.gov/> under the data & calculators section, within the visual dashboards lane.

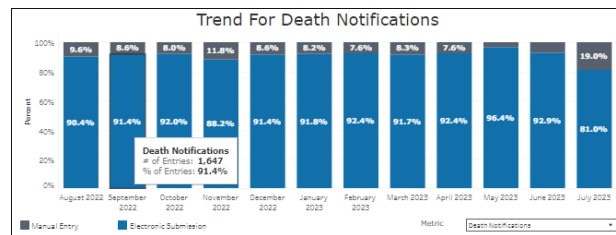
## Data Sources

The dashboard comprises data derived from OPTN computer system metadata. Data is aggregated by month and displayed over the past 12 months.

## General Dashboard Features

### Tooltip

Data visualized on the dashboard is also available in the tooltip. The tooltip is generated by hovering over an element of the dashboard with the mouse.



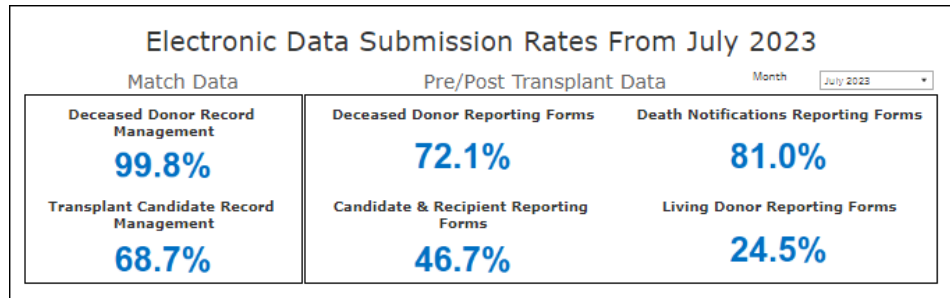
## Downloading Data

Users can download a summary of the data displayed in Excel or CSV format. To download crosstab data where available

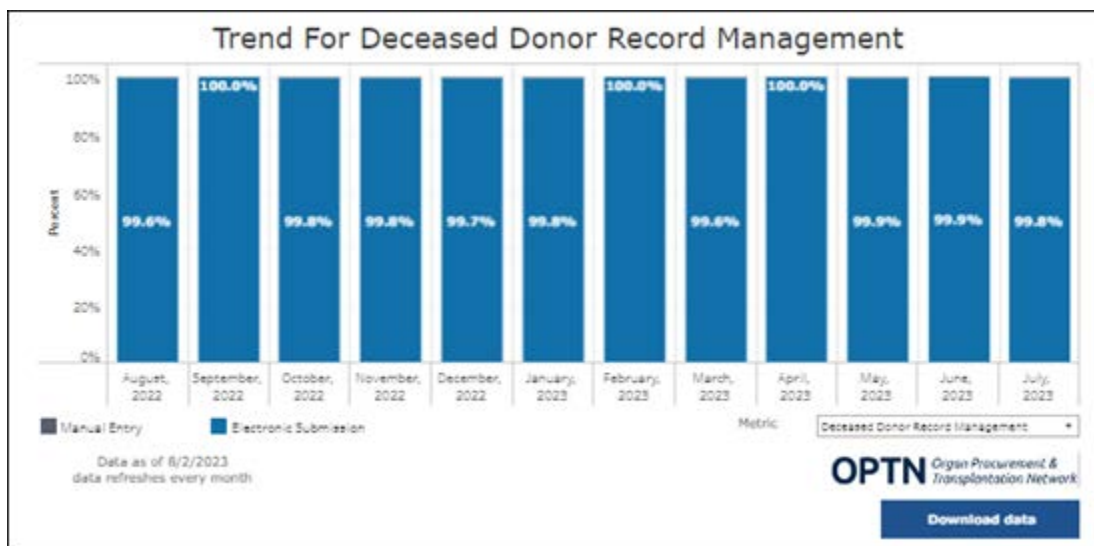
1. Select the **Download data** button.
2. In the Select a sheet from this dashboard section, ensure that **1. [Sheet name]** is selected.
3. In the Select Format section, choose **Excel** or **CSV**.
4. Click **Download**.

# Dashboard Content

The top of the dashboard displays electronic data submission rates for the previous 12 months. Users can choose an available month from the **Month** drop-down menu to further refine the data.



Below, users can view submission trends for a single metric over the past 12 months. Deceased Donor Record Management displays by default, and users can select other metrics from the **Metric** drop-down.



Each metric represented in the dashboard may represent one or more method of electronic data submission depending on the system capabilities and end-user workflows. Metrics consist of:

## Match Data Metrics

The following metrics relate to data submitted for the purpose of supporting the organ allocation process.

### Deceased Donor Record Management

Indicates the percentage of deceased donors with at least one electronic submission from a member’s EHR to the OPTN Donor Data and Matching System. This data is used to match the donor’s organs to appropriate transplant candidates.

This metric includes only donors who had at least one organ recovered, regardless of whether organs were ultimately transplanted.

### Transplant Candidate Record Management

Indicates the percentage of modifications to existing registrations in the OPTN Waiting List system that were made by electronic submission from a member's EHR. These modifications often involve updating candidates' compatibility and medical urgency information prior to allocation.

This metric excludes modifications made by internal OPTN Computer System processes and non-modification transactions such as the addition or removal of a candidate.

### Pre/Post Transplant Data Metrics

The following metrics relate to data submitted for the purpose of data collection for statistical and epidemiological analyses.

#### Deceased Donor Reporting Forms

Indicates the percentage of primary deceased reporting forms with at least one electronic submission from a member's EHR to the OPTN Data System. This metric includes the Deceased Donor Registration (DDR) form.

#### Death Notification Reporting Forms

Indicates the percentage of Death Notification Registrations (DNR) with at least one electronic submission from a member's EHR to the OPTN Donor Data and Matching System. DNRs collect demographic information regarding all imminent neurological and eligible deaths reported to an Organ Procurement Organization (OPO).

#### Candidate & Recipient Reporting Forms

Indicates the percentage of primary candidate & recipient reporting forms with at least one electronic submission from a member's EHR to the OPTN Data System. This metric includes the Transplant Candidate Registration (TCR), Transplant Recipient Registration (TRR), and Transplant Recipient Follow-Up (TRF) forms.

#### Living Donor Reporting Forms

Indicates the percentage of primary living reporting forms with at least one electronic submission from a member's EHR to the OPTN Data System. This metric includes the Living Donor Registration (LDR) and Living Donor Follow-Up (LDF) forms.